

CRYOcheck™ **IVD**

CALIBRATION PLASMA

NORMAL REFERENCE PLASMA

Intended Use

CRYOcheck Normal Reference Plasma is recommended for use in the in vitro quantification of hemostatic parameters in human plasma.

Summary and Principle

The use of reference plasma is widely recommended for the quantification of hemostatic parameters in human plasma¹⁻⁴. These procedures are performed as part of the laboratory evaluation of patients with coagulation disorders and require the construction of reference or dose response curves from which quantitative measures of individual analytes can then be determined. The World Health organization (WHO) has established a series of international standards for this purpose in an attempt to standardize these procedures.

Reagents

CRYOcheck Normal Reference Plasma consists of normal citrated human plasma collected from a minimum of 20 carefully screened donors. The plasma pool is buffered using HEPES buffer, aliquoted and rapidly frozen. CRYOcheck Normal Reference Plasma exhibits hemostatic parameters which are representative of a normal population. Each lot number is assayed using international reference standards (where available) and values for hemostatic parameters are assigned. **Refer to the ASSAY CERTIFICATE for the assigned values specific to each lot number.**



All blood products should be treated as potentially infectious. Source material from which this product was derived was found to be negative when tested in accordance with current required tests for transfusion-transmitted diseases. No known test methods can offer assurance that products derived from human blood will not transmit infectious agents. Accordingly, these human blood-based products should be handled and discarded as recommended for any potentially infectious human specimen⁵.

Storage, Preparation and Handling

When stored at -40 to -80 °C, CRYOcheck Normal Reference Plasma is stable to the end of the month indicated on the product packaging.

Thaw each vial at 37 °C (± 1 °C) in a waterbath. **The use of a dry bath or heating block for thawing is not recommended.** Thawing times are important and should be strictly adhered to. The use of a timer is

recommended. Refer to the Thawing Table for recommended thawing times based on aliquot size. Allow thawed plasma to acclimate to room temperature (18 to 25 °C) and invert gently prior to use.

Thawing Table	
Aliquot Size	37 °C (± 1 °C) Waterbath
0.5 mL	3 minutes
1.0 mL	4 minutes

CRYOcheck Normal Reference Plasma may be used for up to eight hours after thawing, if capped in the original vial and maintained at 2 to 8 °C. Allow refrigerated plasma to acclimate to room temperature (18 to 25 °C) and invert gently prior to use. **Thawed material should be discarded after eight hours and should not be refrozen.**

Availability

Product	Catalog #	Format
Normal Reference Plasma	CCNRP-05	25 vials x 0.5 mL
	CCNRP-10	25 vials x 1.0 mL

Instruments

Each lab should prepare the local instrument in accordance with the manufacturer's instructions for use.

Procedure

After thawing and preparing CRYOcheck Normal Reference Plasma, use in accordance with established laboratory procedures for the quantitative assessment of hemostatic parameters.

Materials Provided

- CRYOcheck Normal Reference Plasma

Materials Required but not Provided

- Waterbath capable of maintaining 37 °C (± 1 °C)
- Timer
- Assay reagents
- Coagulation instrument or assay system
- Quality control material (e.g. CRYOcheck Reference Control Normal, CRYOcheck Abnormal 1 Reference Control, CRYOcheck Abnormal 2 Reference Control)
- Sample cups
- Plastic disposable pipettes
- Volumetric pipette

Results and Interpretation

Control results should fall within the laboratory's established QC ranges provided the integrity of the test system has not been compromised.

Quality Control

Each laboratory should establish its own quality control (QC) ranges using acceptable statistical methods. These QC ranges may then be used to monitor and validate the integrity of the test system⁶. For all coagulation tests, the laboratory must include at least two levels of control for every eight hours of operation and any time a change in reagents occurs⁷.

Limitations of the Procedure

When proper control values are not obtained, assessment of each component of the test system including reagents, control plasmas, instrumentation and operator technique must be undertaken in order to ascertain that all other components are functioning properly.

Expected Values

Refer to the **ASSAY CERTIFICATE** for the expected values specific to each lot number of *CRYOcheck* Normal Reference Plasma.










Performance Characteristics

Values that have been assigned to *CRYOcheck* Normal Reference Plasma have been determined in accordance with accepted clinical laboratory procedures using the methods indicated on the **ASSAY CERTIFICATE**. All components in each individual system should be assessed to determine their effect on the reproducibility and accuracy of expected values. When used properly, *CRYOcheck* Normal Reference Plasma is subject to the limitations of the assay system in use.

Bibliography

1. Dombrose FA, Barnes CC Jr, Gaynor JJ, Elston RC. A lyophilized human reference plasma for coagulation factors. Evidence for stability of factors I, II, V, and VII through XII. *Am J Clin Pathol.* 1982; 77(1):32-45.
2. Burgi W, Schnell, E. Artificial control materials: Coagulation. In: Rosalki, SB, editor. *New approaches to laboratory medicine.* Darmstadt: G-I-T Verlag Ernst Giebel; 1981. p. 57-65.
3. Thelin GM. Preparation and standardization of a stable AHF plasma. *Thromb Diath Haemorrh* 1968; 19(3):423-429.
4. Dombrose FA, Barnes CC. A standard reference plasma for coagulation assays. In: Triplett DA, editor: *Standardization of coagulation assays: An overview.* Illinois: ASCP Press; 1982. p. 223-234.
5. *Biosafety in Microbiological and Biomedical Laboratories* 6th ed. Centers for Disease Control and Prevention / National Institutes of Health, 2020.
6. Cembrowski GS, Carey RN. *Laboratory quality management.* Chicago: ASCP Press; 1989. p. 166-171.
7. CLIA 2004 – Code of Federal Regulations, 42CFR493.1269, 2004.

Symbols Used

	In vitro diagnostic medical device		Biological risks
	Batch code		Manufacturer
	Catalogue number		Authorized representative in the European Community / European Union
	Use by	Rx ONLY	For prescription use only
	Temperature limit		Consult electronic instructions for use



European Authorized Representative (Regulatory affairs only)
Emergo Europe— Westervoortsedijk 60, 6827 AT Arnhem, The Netherlands



Precision BioLogic Inc.
140 Eileen Stubbs Avenue | Dartmouth, Nova Scotia | B3B 0A9 | Canada

Tel: 1.800.267.2796 / +1.902.468.6422

Fax: 1.800.267.0796 / +1.902.468.6421

www.precisionbiologic.com